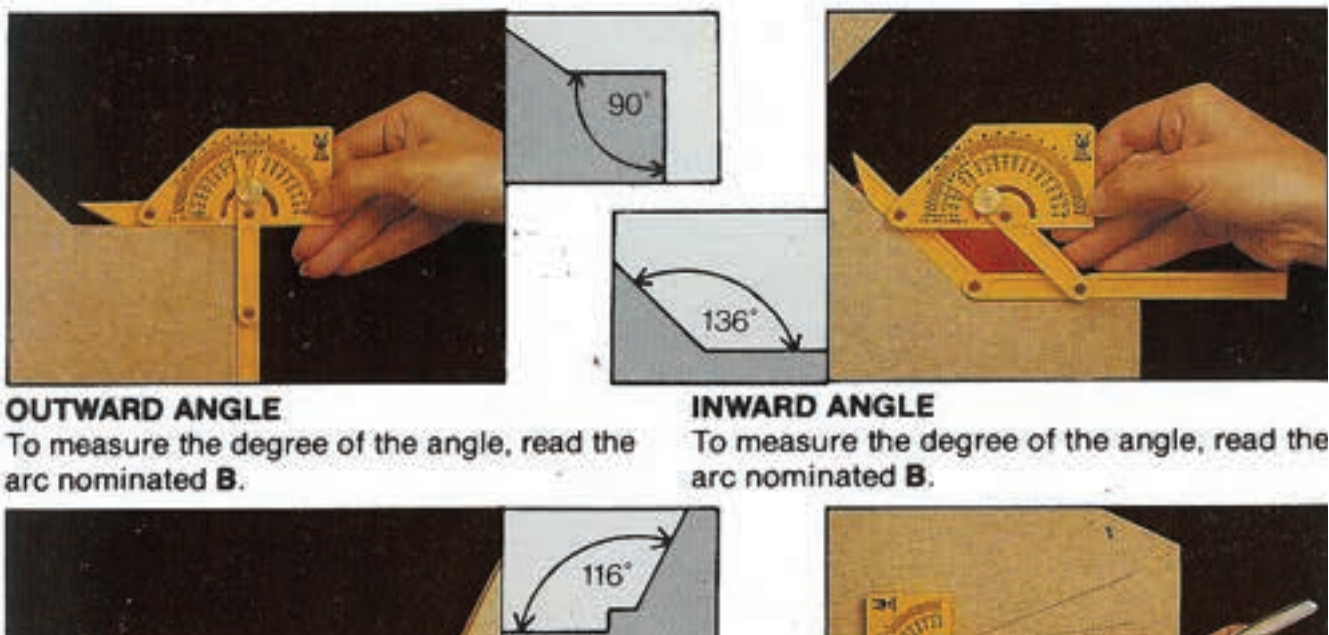
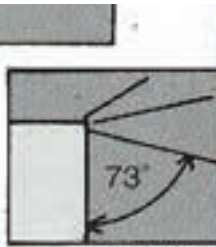


HOW TO USE THE PROTRACTOR



**BARRED INWARD ANGLE**

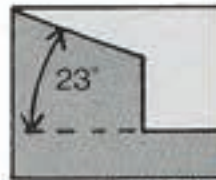
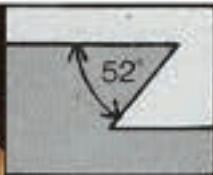
To measure the degree of the angle, read the arc nominated **B**.

**DRAWING LINES FROM THE EDGE**


To measure the degree of the angle, read the arc nominated **B**.

**MEASURING AN ANGLE LESS THAN 90°**

Position **SIDE A** against the angle to be measured and read the arc nominated **A**.

**MEASURING A SLOPED ANGLE**

Position the long arm to follow the angle and read the arc nominated **C**.



To rotate the protractor, position both arms over each other at the zero position. Tighten the top screw to secure your angle measurement.